



Turning Times

The newsletter of the
CASCADE WOODTURNERS ASSOCIATION



May 2024

CASCADEWOODTURNERS.ORG

THE AAW SYMPOSIUM IS ALMOST UPON US!

The AAW Annual Symposium is going to be AWESOME and it is going to be at the Oregon Convention Center here in Portland from May 23rd to May 26th!

There should be more than **80 demonstrations and presentations!** The trade show is expected to have **36 vendors!** There are at least **7 galleries and exhibitions,** and **several auctions!** More than **1200 woodturning enthusiasts** have registered!

You can spend almost three full days seeing, hearing, feeling, smelling and maybe even tasting woodturning!



AND... it's not too late to [register](#), or too late to [volunteer](#).

We particularly need volunteers for:

Raffle tickets. Raffle ticket sales benefit the local clubs. See [Dale's Corner](#) for more info, and [email Steve Newberry](#) or sign up on the AAW website.

Moving crew. This is an essential function and great gig because you don't need to miss any demos! [Email Brett Williamson](#) or sign up on the AAW website.

[The schedule is out](#), and an app is coming soon to help you figure out how best to spend your time.

You can, and should, [put some of your own work in the instant gallery](#). You can help a local food pantry by contributing to the [Empty Bowls project](#).

We all know folks who look at us oddly when we tell them we are woodturners. You can send them to see an amazing assortment of turnings **for free**. [Click here](#) for more info.

And just as an aperitif, we have a club demo at Wild Lilac showing a type of turning that has never before been demonstrated at Cascade! [Click here for more info](#).



IN THIS ISSUE

Cascade stuff:

[Our May Demonstrator](#)

[Our June Demonstrator](#)

[Our April Show and Tell](#)

[The Gresham Festival of the Arts](#)

[Pizac Rules!](#)

[Dale's Corner](#)

[Calendar of Coming Events](#)

[General Info](#)

Symposium stuff:

[Directory](#)

[Volunteering](#)

[Empty Bowls](#)

[Instant Gallery](#)

[Invite Your Friends](#)

OUR MAY DEMONSTRATOR IS IRA ERBS!



Ira writes:

I returned to turning in December 2022 after a 45 year break. I bought a mini lathe and a full sized lathe to fool around with. I quickly found the small lathe was perfect for pen making.

I will demonstrate making a pen from a kit and a block of wood. I will talk about wood and kit sources. I will provide a list of kit and tool

suppliers. I will also demonstrate some specialized chucks, mandrels and pen assembly tools.

I will also bring in examples of pens I have built .

I am honored and I look forward to demonstrating my skills.



THIS NEWSLETTER HAS LOTS ABOUT THE AAW SYMPOSIUM

[GENERAL INFORMATION ABOUT THE SYMPOSIUM](#)

[VOLUNTEERS ARE NEEDED](#)

[HOW TO VOLUNTEER](#)

[DALE'S THOUGHTS](#)

[HELP A PORTLAND AREA FOOD PANTRY AND CONTRIBUTE TO EMPTY BOWLS](#)

[PUT YOUR STUFF IN THE INSTANT GALLERY](#)

[SEE STUFF WITHOUT PAYING!](#)

[BEHIND THE SCENES](#)

INVITE YOUR FRIENDS TO SEE WHAT WOODTURNERS DO



Have you ever gotten blank looks from folks when you talk about woodturning? Here's your chance to show them how varied and wonderful woodturning can be.

There are **free galleries and exhibitions** at the AAW Symposium that starts in Portland on April 23rd! Here's what is available:

- The Instant Gallery, with a huge display of turnings from AAW members.
- The POP exhibition "Balance," with work by wood artists from ten countries.
- The AAW Member exhibition "Common Roots."
- The Bill Luce collaboration exhibition, showing works turned by Bill Luce and finished by others.
- The POP Artist Showcase exhibition featuring Heather Marusiak and Kevin Jesequel.
- The POP Merit Award show featuring multi-axis woodturning by Mark Sfirri.
- The AAW benefit live auction, with work displayed on Thursday and Friday only.

These events are generally available from 6 to 8 PM on Thursday, 8:30 to 6 PM on Friday and Saturday, and 8:30 to 1 PM on Sunday. [Click here for more info.](#)

To see these things for free you must have a wristband; go to the registration desk at the convention center and ask for your free tradeshow/gallery wrist band.

PUT YOUR WORK IN THE INSTANT GALLERY

If you are going to the AAW Symposium **DO NOT MISS** this opportunity: have **your work** be part of a huge display of turnings by all kinds and types of turners. It's free and should be fun! This kind of opportunity will not come along until the next time AAW has a symposium in Oregon.

You can display up to three pieces that don't take more than a 2' by 2' space; you can display more if the pieces are small and don't take more than a 2' by 2' space. Get complete information by clicking [here](#).

You can also have a good time helping with the instant gallery. That will help the symposium, the AAW and everybody attending. Please sign up to help with the instant gallery; the instructions are [here](#).



EMPTY BOWLS



Each year at the AAW International Symposium, AAW members create and donate woodturned bowls (and other turned items), which are sold in the symposium's Instant Gallery to raise money for a selected local nonprofit in the city hosting the symposium.

Large or small, each bowl costs only \$25 and 100% of the proceeds from the sale of bowls benefits the nonprofit. The AAW has changed this year's recipient for the proceeds from the Empty Bowls program to the the Sunshine Division, a local food pantry associated with the Portland Police Bureau.

The Cascade board is challenging each and every one of you to turn and donate a bowl for this wonderful program at this year's symposium here in Portland. They do not need to be large (8" +/- would be fantastic). If you need wood for this, come to a meeting and I am sure you will find several suitable blanks on the raffle table between now and the symposium. Likewise, if you have extra blanks, rough outs, or small cores, consider bringing them to a meeting for the raffle. Lets flood the donation tables this year's symposium!

Kevin Jesequel, President




at

BEHIND THE SCENES


An enormous amount of work goes on behind the scenes to enable the AAW symposium. I was on the phone with Dale Larson, who is the local lead. Dale mentioned his living room is filled with boxes of turned art, because that stuff is all being sent to Dale to hold and bring to the symposium. I asked for a picture of his living room and he declined, but sent me this instead:

"The AAW asked us to build a Japanese lathe for Eiko Tanaka. I did the wood work. Kevin Jesequel wired the motor, controller and foot pedal system. Pete Gibson helped me assemble the motor system. The speed and direction of the lathe is controlled by the two foot pedals. There is no tail stock and the tool rest is moveable."



APRIL SHOW AND TELL, PART ONE


We had an excellent show and tell at the April meeting, which was well captured in the excellent pictures taken by **Jim Piper**. Thanks to Jim and all who brought pieces! (more on the next page)




Rob Vogtman



Randy Rhine



Bill McClelland



John Wheeler



Steve Newberry



John Wheeler



Jim Gentry



Brett Williamson



Dennis Tanner



Dennis Tanner



Lester Partna



Randy Rhine

APRIL SHOW AND TELL, PART TWO



Here's the second set of pics from April's awesome show and tell:



Bill Karow



Kevin Jesequel



Kevin Jesequel



Jim Gentry




Bill Karow



Bill Karow



Gerald Stutts



Harvey Rogers



Bill Karow



Kevin Jesequel

OUR JUNE DEMONSTRATOR IS JIM PIPER!



Jim Piper was supposed to be our January demonstrator but nasty, cold weather has postponed his demo until June. Jim is an amazing wood artist, has been on the cover of the *American Woodturner*, and has received a bunch of honors for his turning and embellishment.

When I asked him what he would demonstrate Jim wrote:

“I’d like to start by showing a few photos of my work, and talking about what inspires me in both form and texture, and how I use unexpected and unlikely inspirations. For example: an upturned barrel cactus in the Grand Canyon; Eroded sandstone. A fallen bird’s nest inspired the top of a box for a show “Boxes to Die For” that I was invited to show in.



Several years ago I was inspired to discover some of the Whys of Woodturning - otherwise referred to as The Physics of Woodturning. I think it will benefit everyone. For example: why we

are attracted to one form over another. Richard Raffan refers to a chain suspended from two points, and how and why it creates a beautiful, more comfortable curve to follow. When that curve is turned 90 degrees, it creates a beautiful vessel or bowl profile.



Max Brosi leaves a curve no more than a mm in height in a textured surface to define a beautiful sweeping curve around a vessel. Avelino Samuels carves very symmetrical spiral curves with much more depth. Both are equally

beautiful, organic forms.

I will have tools to demonstrate most of the textures I like to create. Outlining with a wood burner, creating more depth with a rotary carver and refining the details with a wood burner.



In addition, I will have paints and brushes to show depth and detail of carving, and why the shape of the brush is important.”



Jim was featured in **Suzanne Jensen’s** excellent “Spotlight” article in Cascade’s [November Newsletter](#), and you can see more of Jim’s marvelous work on his website:

www.jimpiper.com



I am always excited (and somewhat intimidated) when I read the words, "We are delighted to invite you to participate in the **2024 Festival of Arts in Gresham** on **July 20.**" Yet, that is what I once again read a couple days ago.

I am excited because it means we have an opportunity once again to show what amazing things can be made with a lathe. And, I am intimidated because of all the work it entails to make it all come together for us.

I am very proud as well in that we have applied now five times I think, and not been rejected once, which speaks to the quality of work we have shown in our display and on our lathe. In short, you "wow" people.

This year the **Festival** returns to *downtown* Gresham, whereas the last two have been in the Arts Plaza.

None of it can happen without **you**. How you help out is far less important than the fact that you do pitch in. Here are a few of the things we need:

- A set-up and a take-down crew. Set up starts a bit before 7 AM and takedown starts about 5 PM, both on the day of the event.
- Someone(s) to collect turnings to display at the Festival of the Arts – and arrange them the morning of the Festival, and take them down and return them afterwards.
- Turners to demonstrate turning, preferably something small such as tops that can be turned quickly so people see the beginning to end process.
- People to host our booth – and keep an eye on our display of beautiful work.
- A couple turned pieces for a *pre-Festival auction* to raise money for the arts in Gresham.

If you can help in any of these ways, please email or call me. Thank you!

Len Otto, Community Outreach Board Member

Len@HonorYourPast.com – 503-200-8193





Open shop on April 27th was very successful with lots of lathes turning, and lots of happy, concentrating turners!

There will be no open shop in May; I will be recovering from the AAW Symposium.

The AAW Symposium:

The planning for the symposium May 23-26 at the convention center in Portland is in full swing. Over 1215 members have registered to attend. It should be a good show!

The proceeds from the Powermatic and Jet lathe raffle here at the Portland AAW symposium will be shared equally amongst the four local chapters, Cascade, Northwest, SW Washington and Willamette Valley. Our local lead for the raffle is *Steve Newberry*. Steve is

looking for volunteers to help sell raffle tickets. If members from the four chapters all step in and help we could raise a nice amount for our chapters. You can sign up on the AAW website ([click here for info on doing that](#)) or contact Steve at lanewb1@aol.com.

If you are coming to the symposium consider donating some finished bowls to the Empty Bowls project. This is the annual fundraising event that AAW does at the symposium. The bowls all sell for \$25. In 2018 we raised over \$6000 for the local Meals on Wheels program. This year the money raised will go to the Sunshine Division, a local food pantry associated with the Portland Police Bureau. [Click here for more info](#).

And please consider volunteering to help out with other parts of the symposium. Volunteers are needed for all kinds of jobs. [Click here for a list of volunteer opportunities](#). And [click here for information on signing up](#).



One of the great benefits of volunteering is that you get to work with the demonstrators from around the country and over seas. It is a chance for you to talk to the demonstrators and see if they are interested in coming to your chapter to do demonstrations in the future. See you at the symposium!

Dale Larson, Program Director, dale.woodbowl@gmail.com

OUR APRIL DEMONSTRATOR WAS STEVE NEWBERRY!



Steve Newberry, our Vice President, an acknowledged Master of *HTHDHDT**, and a demonstrator at the upcoming AAW Symposium, was also our April Demonstrator.

Steve wrote:

My more technical of two AAW Symposium demonstrations this May will be a multi-axis teapot.

I conceived this idea while watching Dale Larson demonstrate turning a sphere. I was thinking out loud about what else I could turn if I used the spigots upon which the initial sphere was turned.

Dale suggested an off center doughnut chuck. I've been contemplating and re-designing the project for two years.

Steve demonstrated the multi-axis teapot at our April Meeting.



*HTHDHDT=How the Hell Did He Do That?

OUR MARCH DEMONSTRATOR WAS KATHLEEN DUNCAN!

Longtime Cascade member and volunteer Kathleen Duncan was our March demonstrator. She did a fantastic job showing us how she creates delicate finials (or icicles) and tiny natural-edge bowls that become her "umbrella" ornaments.




She also demonstrated how she turns a skinny trembleur by feeding the prepared blank through the headstock and securing the headstock end in a set of pin jaws and a custom steady rest to hold the tip at the live center on the tailstock.

You can see more of Kathleen's work on her website:

KathleenDuncan.com

And info about her tools and "recipes" are at:

<https://www.kathleenduncan.com/resources>



Thank you, Kathleen for volunteering to be our March demonstrator!

Kevin Jesequel, President



THE AAW SYMPOSIUM IS COMING TO PORTLAND!



The AAW International Woodturning Symposium is the biggest woodturning event in the world and has something for everyone, no matter your experience level. Click [here](#) for more information.

Internationally Renowned Demonstrators – Top woodturners from around the world will be demonstrating for woodturners of all skill levels.

World's Largest Woodturning Trade Show – All your favorite woodturning and woodworking vendors will be in one place giving you a hands-on look at the latest and greatest products.

A Sense of Community – Connect with a welcoming community of woodturning hobbyists, professionals, artists, collectors, and vendors.

Gallery, Exhibitions and Auctions – The largest and most unique display of awe-inspiring wood art from around the world

Two Ways to Attend – Register for full access to all the demonstrations, gallery, auctions and trade show, or attend just the trade show and gallery for free.


Benefit the Sunshine Division food pantry and Participate in Empty Bowls! – Click [here](#) for more info.

This is an amazing opportunity for woodturners who live near Portland. And several of our members are demonstrating or otherwise playing major roles in the symposium. Try to attend if you can, the AAW symposium isn't likely to be near to us again for years.



Click [here](#) for information on volunteering to help at the symposium.

Harvey Rogers, Newsletter Editor



VOLUNTEERS NEEDED FOR THE AAW SYMPOSIUM



The AAW Symposium is May 23-26 in Portland. *Dale Larson* is the AAW'S local lead for the symposium. The demonstrator schedule for the symposium is now available at <https://www.aawsymposium.org/schedule>. You can use it to make sure that your volunteer activities do not interfere with seeing the demonstrations you really want to see.

INSTANT GALLERY: *Kathleen Duncan* is the local lead for the instant gallery. This is a fun way to volunteer because you get to be up close and personal with an amazing array of wonderful turned objects. You can volunteer online or email Kathleen at woodspinner@gmail.com.

LOCAL LEADS FOR MERCHANDISE AND SPOUSE CRAFT ROOM NEEDED: *Dale Larson* writes:

"We still need to lead persons for Merchandise and Spouse Craft room. Basically, Merchandise is helping in the AAW booth selling AAW T-shirts, books and other items. Spouse Craft room is being a host for the out of town spouses that wish to work on their craft and socialize with other abandoned spouses. If you have a spouse or friend that would like to help out in these roles please let me know." You can call Dale or email him at dale.woodbowl@gmail.com.

MOVING CREW: *Brett Williamson* is the local lead for moving and setup. This is a great way for you to help because doing it does not conflict with any demonstrations. You can volunteer on line or email Brett at brettwilliamson66@gmail.com

RAFFLE ASSISTANTS: *Steve Newberry* is the local lead for the symposium raffle. He writes: I'm leading the raffle effort for the AAW symposium in Portland the last week of May this year. Most of the volunteer positions are for two people to sit at the raffle table for 1.5-2 hour shifts selling tickets, although the last two positions involve selling tickets just prior to the banquet. I have a total of 28 positions to fill and would greatly appreciate volunteers to help with this effort.

AAW was greatly impressed with the willingness of local Woodturners to help during the 2018 symposium. This is one of the many reasons Portland is considered a great venue for this event.

REGISTRATION ASSISTANTS: *Sarah Livingstone* is the local lead for registration. She writes:

I am looking for volunteers to assist with registration. You will be handing out packets, badges and greeting attendees along with other simple things. This is a fun and easy way to get involved. Symposium registration is not required so please encourage your spouse or others interested to volunteer some of their time.

You can sign up for shifts on line, and you will receive a free volunteer T-shirt for you efforts. 24 volunteers are needed for Thursday 's pre-registration, 16 for Friday, and a few for Saturday/Sunday. Shifts are 2.5 hours. Email

VENDOR SAFETY

I (Harvey Rogers) am the local lead for vendor safety. This is a great way to help the symposium *and* spend extra time in the vendor area drooling over tools.

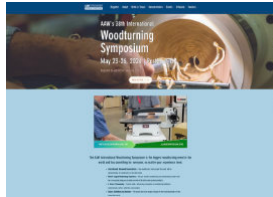
To volunteer, click [here](#) or read the next page.




SIGNING UP TO VOLUNTEER AT THE SYMPOSIUM

Please volunteer to help at the Symposium! To volunteer:

1. Go to the symposium website: <https://www.aawsymposium.org/>



2. Go down to "Info and Resources" and click on the blue box that says "Volunteer."



3. When the "Volunteer" page opens click on the red "Sign Up" button. That will take you to the "Sign Up Genius," an online program that lets you pick what you would like to do as a volunteer, and schedule when you will do it.

Click on the volunteer options that interest you, and sign up for available slots.

If you have questions or problems with the Sign Up Genius please email Sue Madden at skmadden@asu.edu

If you click on the orange text with the title of the volunteer activity Sign Up Genius will show you a brief description of what a volunteer for that activity will do. If you have questions more questions about what you will do as a volunteer, please contact the local lead for that area. The local leads are:

- Raffle- Steve Newberry
- Instant Gallery- Kathleen Duncan
- Wood- Mike Meredith and Dave Wood
- Tool Room - Gary Borders
- Video- Steve Walgrave and Roger Crooks
- International Demonstrators- Kevin Jesequel
- Shipping- Dale Larson
- Volunteer Booth- Adam Cox
- Registration- Sarah Livingstone
- Youth-Larry Curry
- Vendor/Safety- Harvey Rogers
- Grinder set up- Don Jensen
- Moving crew-Brett Williamson

The demonstrator schedule is at <https://www.aawsymposium.org/schedule>.

DOUG PIZAC'S TOOL TIP



Being a club's Wood Harvester can at times be a very demanding job – especially when multiple trees need processing back to back.

So I'm always looking for ways to help speed things up. This month's tip is a custom ruler I made using a 5-gallon paint bucket stirring stick free at Home Depot.



Look at row of fractions under width for the 10% Rule to turn the needed wall thickness.

thickness on one edge. Then turn away the inside of the bowl to the line.

First off, sand away the pre-painted ruler markings and make your own ruler starting right to left. Then under the inches mark the 10% Rule thicknesses.

Measure the blank's diameter, note the corresponding thickness and mark the



Lay ruler atop tool rest to measure width of green bowl blank.



Mark face of bowl with how wide the wall thickness needs to be.

Why a right to left ruler? To hold it easily on the lathe.

Doug Pizac

INFO ABOUT CASCADE

Click on the following links to find out more about these topics:

[MEMBERSHIP RENEWAL](#)
[USING CASCADE'S WEBSITE](#)
[MEMBERSHIP CARDS](#)

[HAVING TROUBLE PAYING ON THE WEBSITE?](#)
[BOARD OF DIRECTORS AND MORE INFO](#)

[WHERE WE MEET](#)

WHERE WE MEET

When Cascade meets in person it meets in the gymnasium at Wild Lilac Child Development Center ("Wild Lilac").

Wild Lilac is located at 3829 SE 74th Avenue, Portland, Oregon. The gym is off of 73rd Avenue, and parking is easiest off of 73rd Avenue.

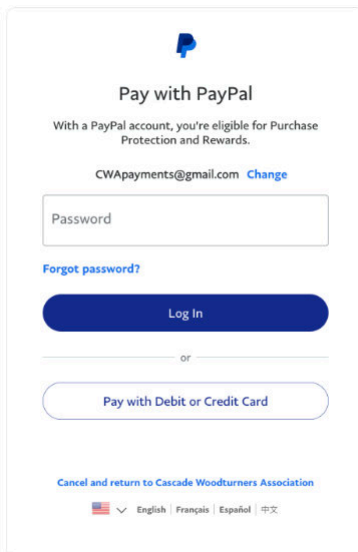
[Here](#) is a link to a map showing where Wild Lilac is located.





TROUBLE PAYING CASCADE USING PAYPAL?

Several people have had trouble paying Cascade's dues and shop purchases because they don't have PayPal accounts.



Wild Apricot, our website and membership system, is supposed to allow you to use a credit card to pay even if you don't have a PayPal account, but that option can be hard to find, and require some clicking about. You want to find a screen that looks like this:

When you get to that screen, click on



And you should be able to pay using your credit card. If that doesn't work and you would still like to pay on line, rather than bringing a check or cash to our Treasurer, Steve on

Strawn, please click

[Cancel and return to Cascade Woodturners Association](#)

The system will create an invoice. Email me and tell me you want to use a credit card to pay, and I should be able to send you an email that will let you do that.


Harvey Rogers, Newsletter Editor

Please Renew Your Membership

Your membership in Cascade runs from February 1 through January 31. If you have already paid your membership dues for 2024, thank you!

If you have not, please consider paying them before your membership expires. Our dues are only \$35/year, and they help the club bring quality woodturning events and supplies to you.

Renewing your membership is easy. Current members will get a reminder email, and you can just click on the link in the email, log in, and renew. Or you can go to our website (www.cascadewoodturners.org), scroll to the bottom of the page, and click where it says to click. You can pay through the website, bring a check to the next meeting, or contact **Steve Strawn**, our Treasurer.



Join Cascade now!

Click [HERE](#)



Using Cascade's Website, page 1

Remember the Cascade Website? Do you know what's on it? Do you know how to get to it? It's there for you!



Cascade Woodturners Association



Members of Cascade Woodturners Association enjoy making all kinds of different objects using a lathe. The pictures on the left illustrate work sent in by some of those members for the "show and tell" part of our recent monthly meetings.

The Cascade WoodTurners website is a resource for you to use as often and as much as you like. As an Active (paid subscriber) member you have full access to the info and web resources of the club. You can look up contact info for other members, view past recorded demonstrations, view Show & Tell photos, and much more. Following is a list of the many things the website contains.

But first, if you don't remember your password, or


have never logged in, contact me either at 503-997-6378 (text please) or swalgrave@comcast.net.

I will have the website send you an email (to your listed email address) with a new password. Log in with your email address and the supplied password. Then it is suggested that you immediately click on "Change password", right next to your name at the top left of the page, and change your password to something that you might remember (maybe even write it down somewhere). The email with the temporary password will come from

'Cascade Woodturners Association<admin@cascadewoodturners.org>'

so it should show in your inbox, but you may have to check your junk file if you don't see it.

Home Page – The Home page has some info and some photos pertaining to the Association and it's meetings. Most importantly though it has the links to the other pages, in this banner:



Just click on any item in this banner to get to the respective page .

Also from the Home page, one can click on your name and update your personal information, get your membership card, set your preferences and view your current and past invoices. Also, if you wish, you can upload photos of your work into your personal photo albums for others to view.

This page also has the link to change your password (top left near your name).



Using Cascade's Website, page 2

Events – This page will list the upcoming scheduled demonstrations, as well as a listing of the past events for the past couple of years.

Gallery of Member Work – This page has links to pictures of the Show & Tell items that have been displayed during our meetings for the past year of two. These pictures are also a great source of inspiration and ideas for projects and personal challenges.

Newsletters – This page has links to the current as well as many many past newsletters.

Members Only – This page is a sub-menu page only available to members who are logged in, and includes the following:

- **Member Directory** - This will link you to the member directory where you can find information and contact info on other members, as well a view their personal photo albums if they have some
- **Information provided by demonstrators and Video Links** – This page has links to recordings past meetings and demonstrations where available, as well as links to handouts, supply lists, articles, sketches and other info.
- **CWA Store** – This is where you can order available wood turning and finishing supplies as well as pay for them and leave notes pertaining to delivery/pickup. Available supplies include, sand paper and discs, CA glue and activator, EndSeal, and walnut oil.
- **Forums** – There are two Forums, the Q & A Forum, for questions and responses relative to any woodturning issues (open to all members), and the Buy & Sell forum which is devoted to listing items for sale and/or wanted to buy. Note that in either forum you can click on the “Subscribe to Forum” and you will then be email notified of entries to the forum on the day following their entry, and thus keep up to date on the forum, or on particular topics as selected.
- **Minutes of Board Meetings** – This page has links to minutes to all of the Board Meetings for the past several years.

 Hovering over this symbol will show links to the following:

- **Supporters and Discounts** – A listing of the vendors who offer discounts to CWA members or who support the Association.
- **Join Us** – A link to the online enrollment form, for those who are not yet members.
- **Donate** – A link to the Donate form for deductible contributions to CascadeWoodTurners Association.
- **Contact** – A listing of all current Officers and Members of the Board as well as meeting location info.
- **About Cascade** – The current Association Bylaws, in their entirety.

Steve Walgrave, Cascade Secretary

CASCADE MEMBERSHIP CARDS



To All Members, if you have renewed your membership and want a current membership card, they are available on line on our CWA website.

1. Sign into your account on the CWA website: Cascade Woodturners Association - Home (wildapricot.org)



Cascade Woodturners Association

2. At the top of the Home page, click on your name.
3. This brings you to your profile page.


My profile

[Edit profile](#) [My directory profile](#)

[Profile](#) [Privacy](#) [Email subscriptions](#) [Member photo albums](#) [My event registrations](#) [Invoices and payments](#)

Membership details

Membership card



[Image optimized for smartphones](#)

[Printable PDF](#)

4. Here you have the option of creating: (just click on the one you want)
 - a. a downloadable image onto your smartphone
 - b. a printable PDF file that you can print out and then cut and laminate, etc.
5. This is also an opportunity to ensure that all of your profile information is up to date. If you change any of your info, make sure to "Save" before exiting.
6. If you have trouble contact me, or contact Harvey Rogers and ask him to print yours out for you.

Steve Walgrave, Secretary



CALENDAR OF COMING EVENTS

Date	Cascade Demonstrators	Club	Topic
May 16	Ira Erbs	Cascade	Pen turning
June 20	Jim Piper	Cascade	Form, texture and inspiration
July 18	Craig Timmerman	Cascade	Club demo
July 19	Craig Timmerman	Cascade	All day demo
August 15	John Beaver	Cascade	Club demo
August 16	John Beaver	Cascade	All day demo
August 17	John Beaver	Cascade	Hands-on class
September 19	Club Auction	Cascade	Annual auction of great stuff!
October 17	Mike Jacofsky	Cascade	Club demo
October 18	Mike Jacofsky	Cascade	All day demo
October 19	Mike Jacofsky	Cascade	Hands-on class
Northwest Demonstrators			
Jun 6	Rick Rich	Northwest	3-legged stool
July 4	No meeting, 4th of July holiday	Northwest	
August	No meeting, auction/picnic	Northwest	
September 5	Mike Meredith	Northwest	Thread cutting
October 3	John Vaeth	Northwest	Photographing your turnings
Southwest Demonstrators			
May 9	Kevin Jesequel	Southwest	Hollow turning
June 13	Larry Wan	Southwest	Tips, tricks and turning gifts
July 11	John Beechwood	Southwest	Turning tulips
August 8	Kathleen Duncan/Rick Rich	Southwest	Green, thin turned bowl
September 12	Craig Timmerman	Southwest	Weedpots and a barbecue!
American Association of Woodturners 2024 Symposium in Portland			
May 23 to 26	AAW Symposium in Portland!	Everybody	Demonstrators, galleries, exhibitions and a huge trade show.

Northwest Woodturners: meets on the first Thursday. It's calendar is [here](#).

Southwest Washington Woodturners: meets on the second Thursday. It's website is [here](#).

Willamette Valley Woodturners

Meets on the second Thursday. Its website is [here](#).



Willamette Valley Woodturners



CASCADE'S 2024 BOARD OF DIRECTORS

The following people have been elected to serve on the Cascade Woodturners Association Board of Directors for 2024.

Kevin Jesequel, President

Steve Newberry, Vice President

Steve Walgrave, Secretary

Steve Strawn, Treasurer

Dale Larson, Program Director

Harvey Rogers, Past President and newsletter editor

Joyce Botsch, At Large

Ian Harding, At Large

Gary Borders, At Large

Gerald Stutts, At Large

Kathleen Duncan, At Large

Brett Williamson, At Large

Len Otto, At Large

Bill Karow, At Large

MORE ABOUT CASCADE

Cascade Woodturners Association is an Oregon non-profit corporation that is qualified under Section 501(c)(3) of the Internal Revenue Code.

More information about Cascade is available on its website, which is:

CascadeWoodturners.org

In 2024 Cascade expects to meet once a month, except December, at the Wild Lilac Child Development Center, which is located at 3829 SE 74th Avenue in Portland, Oregon. Most meetings are likely to be in-person, but also broadcast on Zoom.

Cascade supports its activities with member dues, which are \$35 a year. You can become a member of Cascade on our website by clicking [here](#). Members receive some benefits that are not available to the general public.

Most recent board meetings:

Minutes from Cascade's recent board meetings are posted on the Cascade website, in the 'Members Only' section. The most recent board meeting was on January 10, 2024 and the minutes will be posted on the website. If you have topics for that board meeting please contact Secretary Steve Walgrave or President Kevin Jesequel.

CASCADE'S SPONSORS



Oregoncarbidesaw.com



Gilmer Wood Company

Gilmerwood.com



Klingspor Abrasives, Inc.

Klingspor.com



Milwaukie Hardwoods LLC

Milwaukiehardwoods.com



Rockler Woodworking and Hardware

Rockler.com



Woodcraft Supply LLC

Woodcraft.com



Woodcrafters Woodworking Supplies

Woodcrafters.us

Our club now has copies of this brochure. Please pick some up from Len Ott and distribute them wherever people might like to find out about woodturning in our area.



Three Woodturning Clubs

in the Portland, OR, and Vancouver, WA, areas are ready to welcome new members and those who are interested in our work.



Most of our woods are USA born renewables from downed trees to keep them from becoming firewood whereupon we turn them into useful objects, toys, works of fine art, etc. And because they are made locally, we are not subject to foreign supply chain issues.

Watch local, national and international woodturners demonstrate how they make their works of art in-person.

Basic and advanced classes on turning are available.

